

**Bee County, Texas**

**SCHEDULE OF INVESTMENT ACTIVITY**

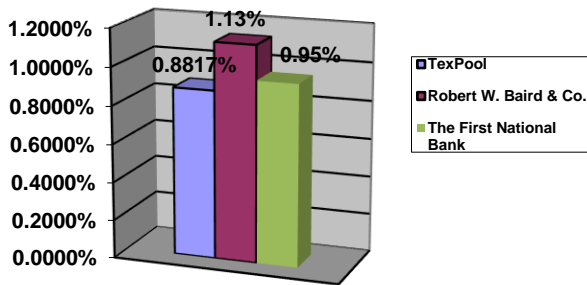
For The Quarter Ending June 30, 2017

Prepared By:  
County Auditor's Office

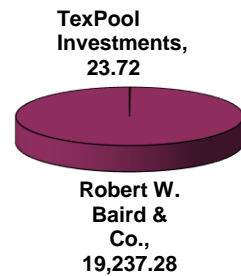
**Bee County, Texas  
Schedule of Investment Activity Combined  
For the Quarter Ended June 30, 2017**

Investments	Balance 3/31/2017	Deposits	Withdrawals	Interest	Balance 6/30/2017
TexPool Investments	12,088.96	0.00	0.00	23.72	12,112.68
Robert W. Baird & Co.	5,914,873.46	0.00	457,895.87	19,237.28	5,476,214.87
<b>TOTALS</b>	<b>5,926,962.42</b>	<b>0.00</b>	<b>457,895.87</b>	<b>19,261.00</b>	<b>5,488,327.55</b>

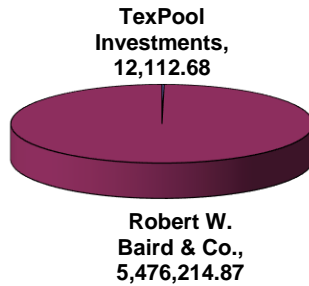
**Interest Rates For the Quarter Ended  
June 30, 2017**



**Earned on Investments For the  
Quarter Ended June 30, 2017**



**Total of Bee County Investments as of  
June 30, 2017**



April A. Cantu, Bee County Auditor

**Bee County, Texas**  
**Schedule of Investment Activity Combined**  
**For the Quarter Ended June 30, 2017**

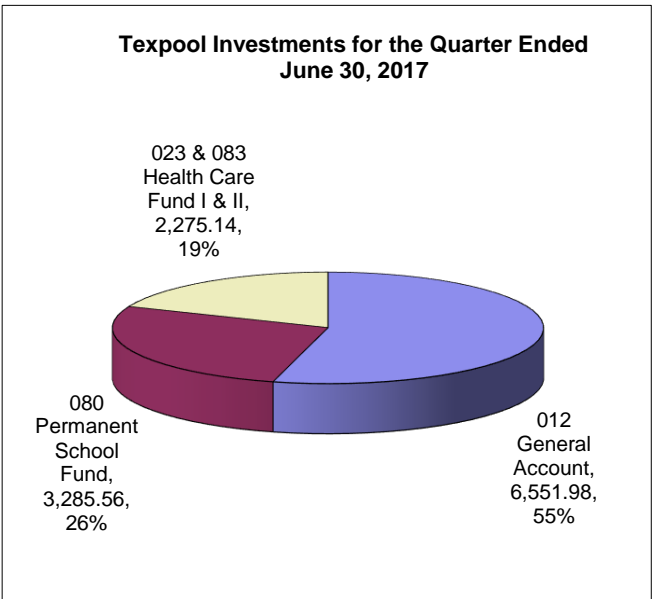
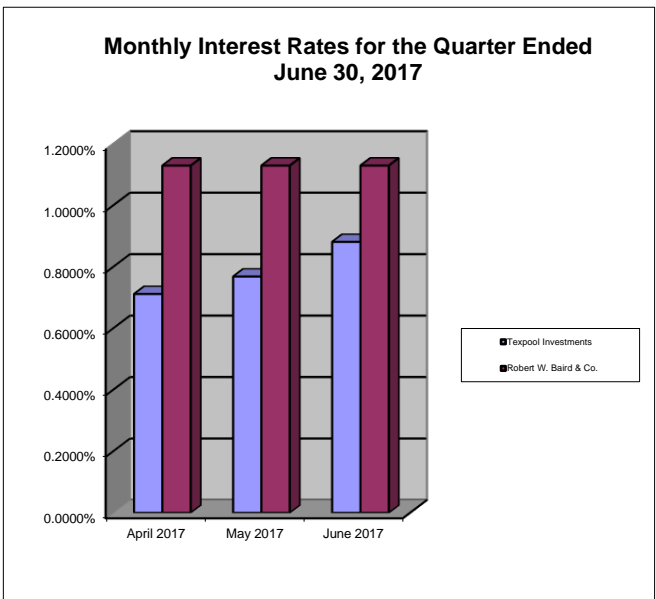
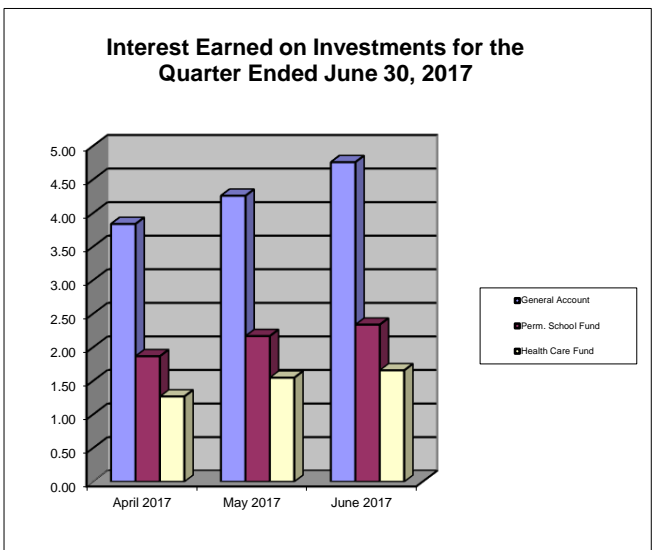
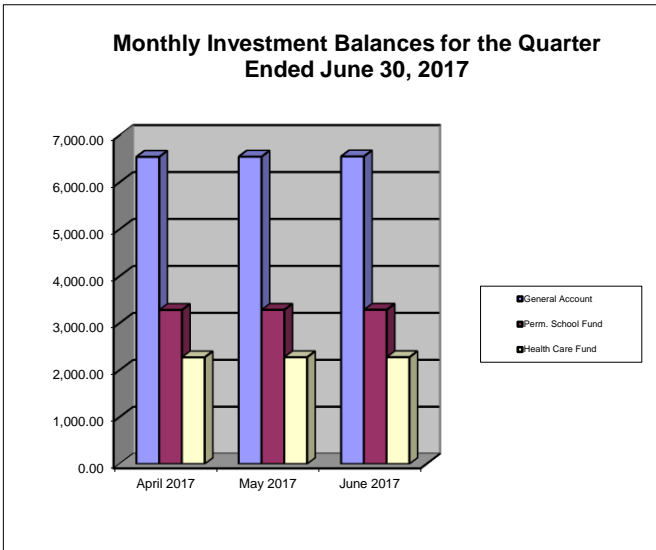
MONTHLY BALANCES	<u>June 2017</u>
TexPool Investments	12,112.68
Robert W. Baird & Co.	5,476,214.87
Total Monthly Balance	<u><u>5,488,327.55</u></u>

INTEREST EARNED	<u>June 2017</u>
TexPool Investments	23.72
Robert W. Baird & Co.	19,237.28
Robert W. Baird & Co. Prof. Services	-2,895.87
Robert W. Baird & Co. Cost Rpt. & Other Exp.	0.00
Total Monthly Balance	<u><u>16,365.13</u></u>

INTEREST RATES	<u>June 2017</u>
TexPool Investments	0.8817%
Robert W. Baird & Co.	1.13%
The First National Bank	0.95%
Prosperity Bank	0.35%

**Bee County, Texas  
Schedule of Investment Activity Texpool  
For the Quarter Ended June 30, 2017**

Texpool Investments	Balance 3/31/2017	Deposits	Withdrawals	Interest	Balance 6/30/2017
1. 012 General Account	6,539.12	0.00	0.00	12.86	6,551.98
2. 080 Perm. School Fund	3,279.18	0.00	0.00	6.38	3,285.56
3. 023 & 083 Health Care I & II	2,270.66	0.00	0.00	4.48	2,275.14
<b>TOTALS</b>	<b>12,088.96</b>	<b>0.00</b>	<b>0.00</b>	<b>23.72</b>	<b>12,112.68</b>



April A. Cantu, Bee County Auditor

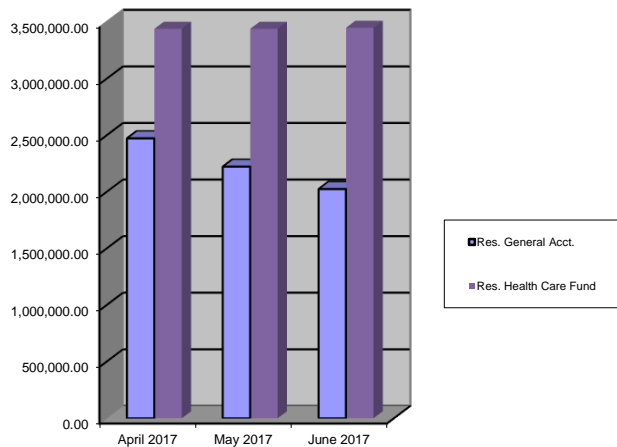
**Bee County, Texas**  
**Schedule of Investment Activity Texpool**  
**For the Quarter Ended June 30, 2017**

MONTHLY BALANCES	April 2017	May 2017	June 2017
012 General Account	6,542.95	6,547.20	6,551.98
080 Permanent School Fund	3,281.05	3,283.22	3,285.56
023 & 083 Health Care Fund I & II	2,271.93	2,273.48	2,275.14
<b>Total Monthly Balance</b>	<b>12,095.93</b>	<b>12,103.90</b>	<b>12,112.68</b>
INTEREST EARNED	April 2017	May 2017	June 2017
012 General Account	3.84	4.26	4.76
080 Permanent School Fund	1.87	2.17	2.34
023 & 083 Health Care Fund I & II	1.27	1.55	1.66
<b>Total Monthly Balance</b>	<b>6.98</b>	<b>7.98</b>	<b>8.76</b>
INTEREST RATES	April 2017	May 2017	June 2017
TexPool Investments	0.7121%	0.7689%	0.8817%
Robert W. Baird & Co.	1.13%	1.13%	1.13%
GENERAL ACCT INVESTMENTS	April 2017	May 2017	June 2017
General Fund 012	1,455.59	1,456.52	1,457.61
Co. Clerk Records Mgmt Fund 014	129.75	129.83	129.92
Courthouse Security Fund 017	32.15	32.17	32.19
Road & Bridge Fund 020	3,158.90	3,160.96	3,163.26
Special Road Tax Fund 021	0.00	0.00	0.00
Fuel Farm Fund 022	24.56	24.58	24.60
Farm to Market Fund 025	20.31	20.32	20.33
Co. Records Management Fund 026	504.93	505.26	505.63
Abandoned Vehicle Fund 030	8.33	8.34	8.35
Law Library Fund 047	224.84	224.99	225.15
Refunding I & S Fund 060	60.74	60.78	60.82
Right of Way Fund 073	260.95	261.12	261.31
Technology Fund 082	99.27	99.33	99.40
Group Health Ins Fund 095	562.63	563.00	563.41
<b>TOTAL GENERAL ACCOUNT INV.</b>	<b>6,542.95</b>	<b>6,547.20</b>	<b>6,551.98</b>

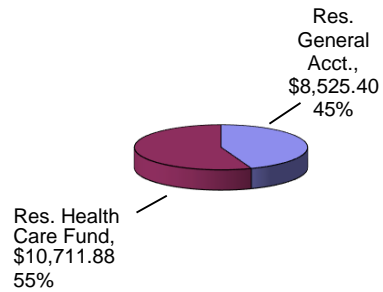
**Bee County, Texas**  
**Schedule of Investment Activity Robert W. Baird & Co.**  
**For the Quarter Ended June 30, 2017**

Robert W. Baird & Co. Investments	Balance 3/31/2017	Deposits	Withdrawals	Interest	Balance 6/30/2017
012 Reserve General Account	2,473,390.87	0.00	456,175.13	8,525.40	2,025,741.14
023 & 083 Reserve Health Care Fund	3,441,482.59	0.00	1,720.74	10,711.88	3,450,473.73
<b>TOTALS</b>	<b>5,914,873.46</b>	<b>0.00</b>	<b>457,895.87</b>	<b>19,237.28</b>	<b>5,476,214.87</b>

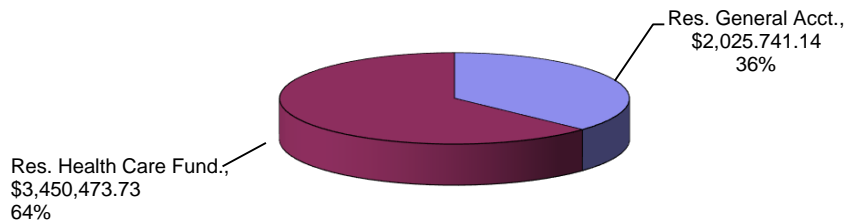
**Monthly Investment Balances For the Quarter Ended June 30, 2017**



**Earned on Investments For the Quarter Ended June 30, 2017**



**Robert W. Baird & Co. Total Investment as of June 30, 2017**



April A. Cantu, Bee County Auditor

**Bee County, Texas**  
**Schedule of Investment Activity Robert W. Baird & Co.**  
**For the Quarter Ended June 30, 2017**

MONTHLY BALANCES	April 2017	May 2017	June 2017
012 Reserve General Account	2,473,390.87	2,223,390.87	2,025,741.14
023 & 083 Reserve Health Care Fund	3,441,482.59	3,441,482.59	3,450,473.73
<b>Total Monthly Balance</b>	<b>5,914,873.46</b>	<b>5,664,873.46</b>	<b>5,476,214.87</b>
INTEREST EARNED	April 2017	May 2017	June 2017
012 Reserve General Account	0.00	0.00	8,525.40
023 & 083 Reserve Health Care Fund	0.00	0.00	10,711.88
General & HealthCare Fund Prof Services Fee	0.00	0.00	-2,895.87
Other Fees & Costs	0.00	0.00	0.00
<b>Total Monthly Balance</b>	<b>0.00</b>	<b>0.00</b>	<b>16,341.41</b>
INTEREST RATES			June 2017
Robert W. Baird & Co.			1.13%
GENERAL ACCT INVESTMENTS	April 2017	May 2017	June 2017
General Fund 012	2,473,390.87	2,223,390.87	2,025,741.14
<b>TOTAL GENERAL ACCOUNT INV.</b>	<b>2,473,390.87</b>	<b>2,223,390.87</b>	<b>2,025,741.14</b>